









Height Adjustable Mounts BalanceBox® and e-Box®

Hardware guidelines For BalanceBox® and e-Box® mounting



- EN Choosing the correct hardware for mounting is the sole responsibility of the installer
- NL De keuze van de juiste bevestigingsmiddelen voor de montage is de exclusieve verantwoordelijkheid van de installateur
- DE Die Auswahl der richtigen Hardware für die Montage liegt in der alleinigen Verantwortung des Installateurs
- FR Le choix du bon matériel pour le montage relève de la seule responsabilité de l'installateur
- IT La scelta della ferramenta corretta per il montaggio è di esclusiva responsabilità dell'installatore
- ES Elegir el hardware correcto para el montaje es responsabilidad exclusiva del instalador
- DA Det er udelukkende installatøren, der har ansvaret for at vælge den korrekte hardware til montering
- SV Att välja rätt hårdvara för montering är installatörens eget ansvar
- NO Å velge riktig maskinvare for montering er installatørens eget ansvar
- FI Oikean laitteiston valinta asennusta varten on yksinomaan asentajan vastuulla



© COPYRIGHT – Datasheet 902972 (revision 00) – note: product specifications may change without prior notice.

fischer

www.fischer.de

WÜRTH | INDUSTRY

www.wuerth-industrie.com

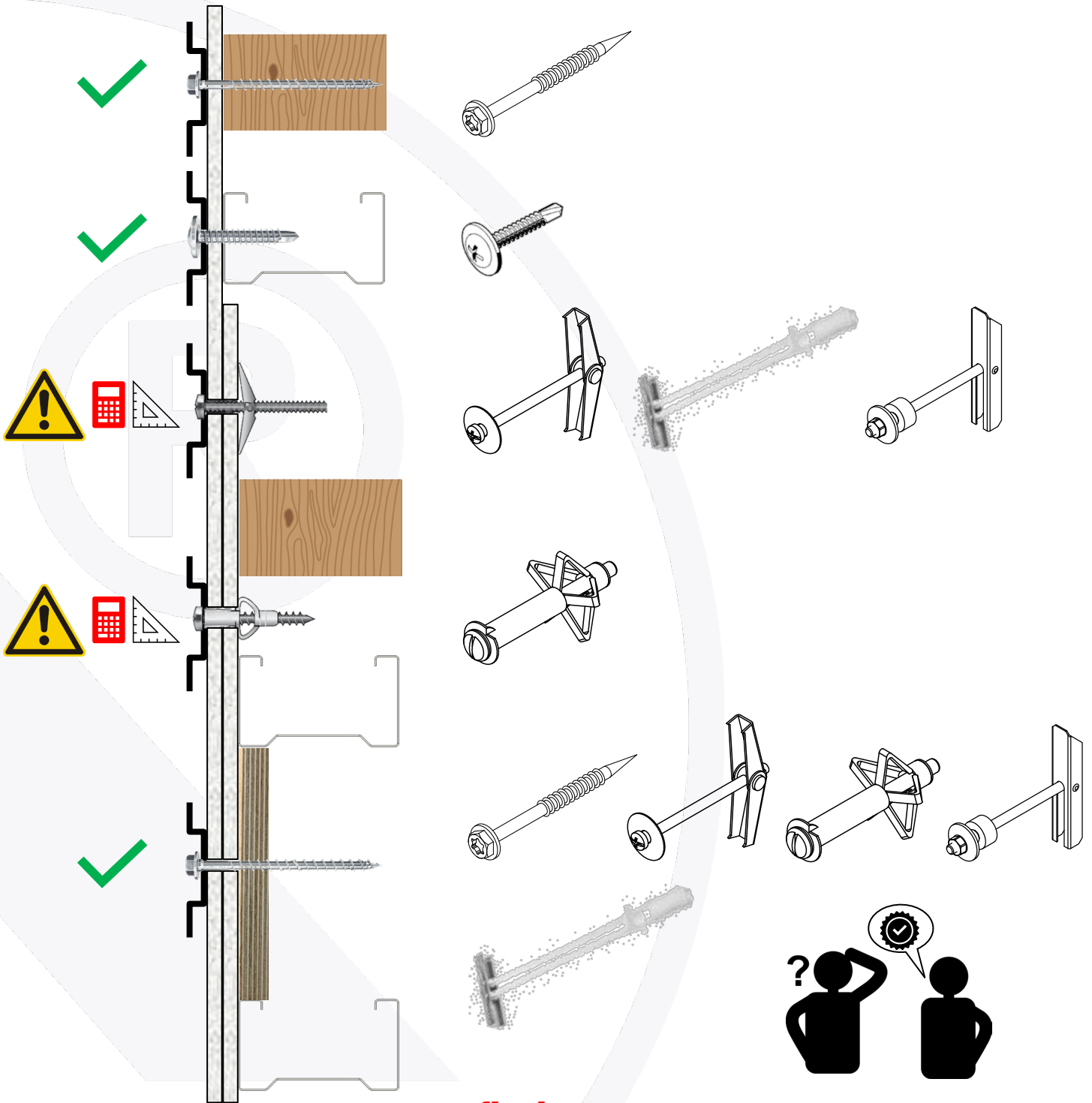
TOGGLER **wej-it**

www.togglor.com



Height Adjustable Mounts BalanceBox® and e-Box®

Hardware guidelines
For BalanceBox® and e-Box® mounting



fischer 

www.fischer.de

WÜRTH | INDUSTRY

www.wuerth-industrie.com

TOGLER **wej-it**

www.toggler.com